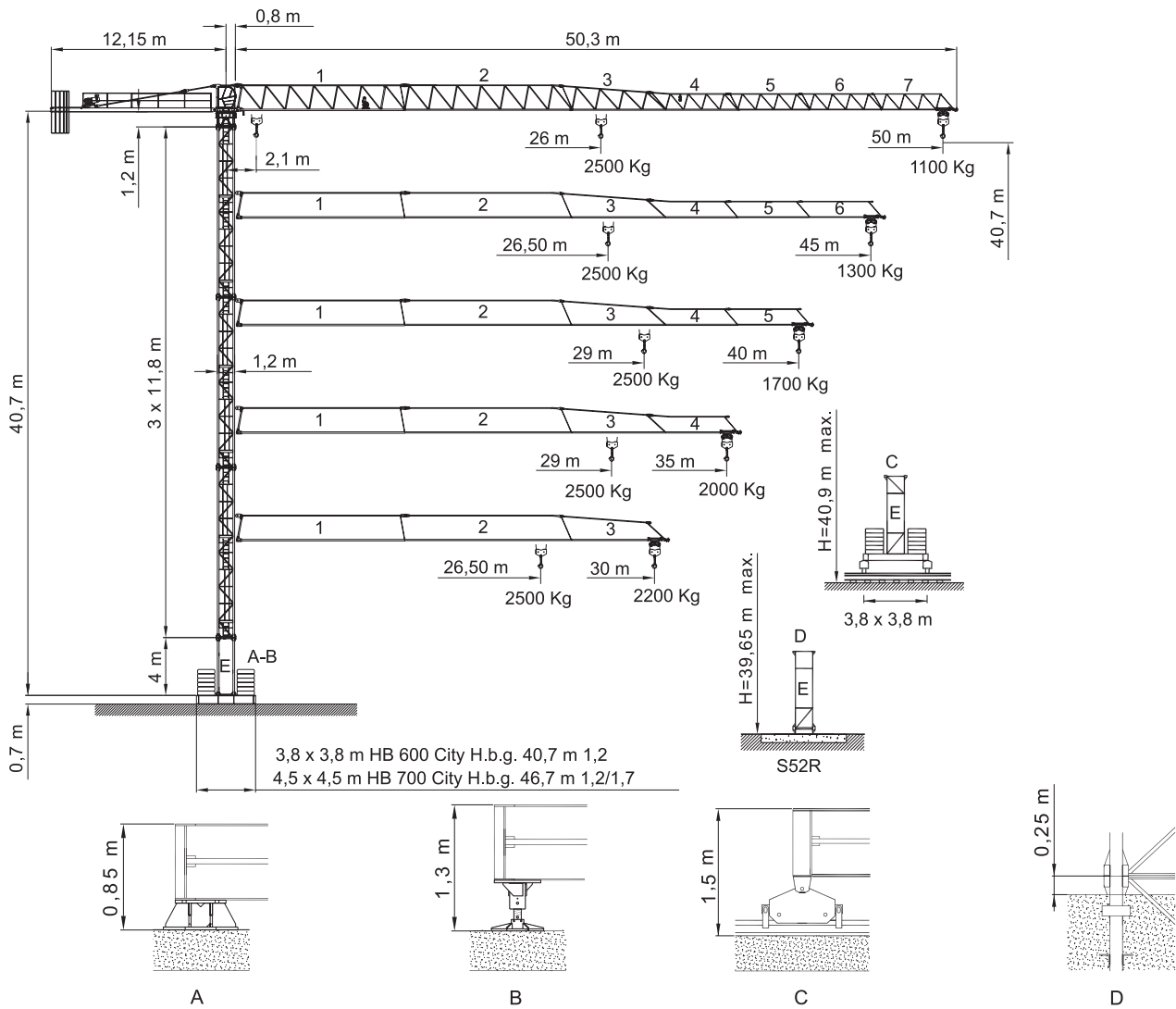


SAEZ

CRANES

TL 505 5T



Curvas de cargas
Load diagrams
Lastkurven
Courbes de charges
Curve di carico

50 m	18	20	24	25	26	28	30	33	35	37	39	40	43	45	48	50	m		
	2500	2500	2500	2500	2500	2293	2110	1878	1746	1629	1524	1476	1344	1266	1162	1100	Kg		
	9	13,60	15	15,5	18	21	24	27	30	33	35	38	40	43	45	48	50		m
	5000	5000	4462	4294	3601	2995	2546	2200	1926	1702	1575	1409	1313	1186	1111	1010	950	Kg	

45 m	18	20	24	25	26	26,5	28	30	33	35	37	39	40	43	45	m	
	2500	2500	2500	2500	2500	2500	2346	2160	1924	1789	1670	1563	1513	1379	1300	Kg	
	9	13,9	15	16,5	18	21	24	27	30	33	35	38	40	43	45	m	
	5000	5000	4583	4099	3700	3080	2620	2266	1984	1755	1625	1455	1357	1227	1150	Kg	

40 m	18	20	24	25	26	28	29	30	33	35	37	39	40	m	
	2500	2500	2500	2500	2500	2500	2500	2410	2151	2003	1872	1754	1700	Kg	
	9	12	15,2	18	18,5	21	24	27	30	33	35	38	40	m	
	5000	5000	5000	4140	4009	3454	2946	2554	2243	1990	1846	1658	1550	Kg	

35 m	18	20	24	25	26	28	29	30	33	35	m		
	2500	2500	2500	2500	2500	2500	2500	2406	2147	2000	Kg		
	9	12	15,3	18	18,5	21	24	27	30	33	35		m
	5000	5000	5000	4140	4009	3461	2952	2559	2248	1994	1850	Kg	

30 m	18	20	24	25	26	26,9	28	30	m		
	2500	2500	2500	2500	2500	2500	2389	2200	Kg		
	9	14,2	15	17,5	18	21	24	27	30		m
	5000	5000	4717	3939	3811	3175	2703	2339	2050	Kg	

Bloque de contrapeso
Counterweight blocks
 Gegengewichtsblöcke
Bloc de contrepoid
 Blocco di contrappeso

	50 m		45 m			40 m		35 m		30 m	
	A	B	A	B	C	A	B	A	B	A	B
	3	2	3	1	1	3	1	2	2	2	1
	9700 Kg		9150 Kg			8300 Kg		7400 Kg		6000 Kg	

Mecanismos
Mechanisms
 Antriebe
Mécanismes
 Meccanismi

15 Hp (11,5Kw) 3V
 H.B.G. 84 S/R Ø10mm

		m/min	8		29		58		4		15		30	
			240m	Kg	2500	2500	1000	5000	5000	2500	Kw	11,5	11,5	11,5

*25 Hp (18,5 Kw) 3V
 H.B.G. 84 S/R Ø10mm

		m/min	8		31		62		4		16		31	
			240m	Kg	2500	2500	1500	5000	5000	2600	Kw	18,5	18,5	18,5
		m/min	30 / 60			30 / 60								
		Kw	1,1 / 1,8			1,1 / 1,8								
		r.p.m	0,3	0,6	0,9	0,3	0,6	0,9						
		Nm	1 x 65			1 x 65								
		m/min	20			20								
		Kw	2 x 2,2			2 x 2,2								

	25 m	50 m	100 m
15 Hp (11,5 KW) 3V	4 x 16 mm ²	4 x 16 mm ²	4 x 25 mm ²
25 Hp (18,5 KW) 3V	4 x 25 mm ²	4 x 25 mm ²	4 x 25 mm ²
25 Hp (18,5 KW) INV	4 x 25 mm ²	4 x 25 mm ²	4 x 25 mm ²

*25 Hp (18,5 Kw) INV
 H.B.G. 94 S/R Ø10mm

		m/min	8		31		62		4		16		31	
			265m	Kg	2500	2500	1500	5000	5000	2600	Kw	18,5	18,5	18,5


	400 V	*380 V	*25 Hp (18,5 Kw)
CEI 38	50 Hz	60 Hz	31 Kw / 120 kVA
IEC 38			15 Hp (11,5 Kw) 3V
			24 Kw / 90 kVA

- * Opcional / Optional / Opzionale /
- Elevación / Hoisting / Heben / Levage / Sollevamento
- Distribución / Trolleying / Katzfahren / Distribution / Distribuzione
- Orientación / Slewing / Schwenken / Orientation / Rotazione
- Traslacion / Travelling / Schienenfahren / Translation / Traslazione

Windzone A-B / DIN 15019

Mástil / Reacciones
Masts / Reactions
 Maste / Eckdrücke
Mat / Réactions
 Torre / Reazioni

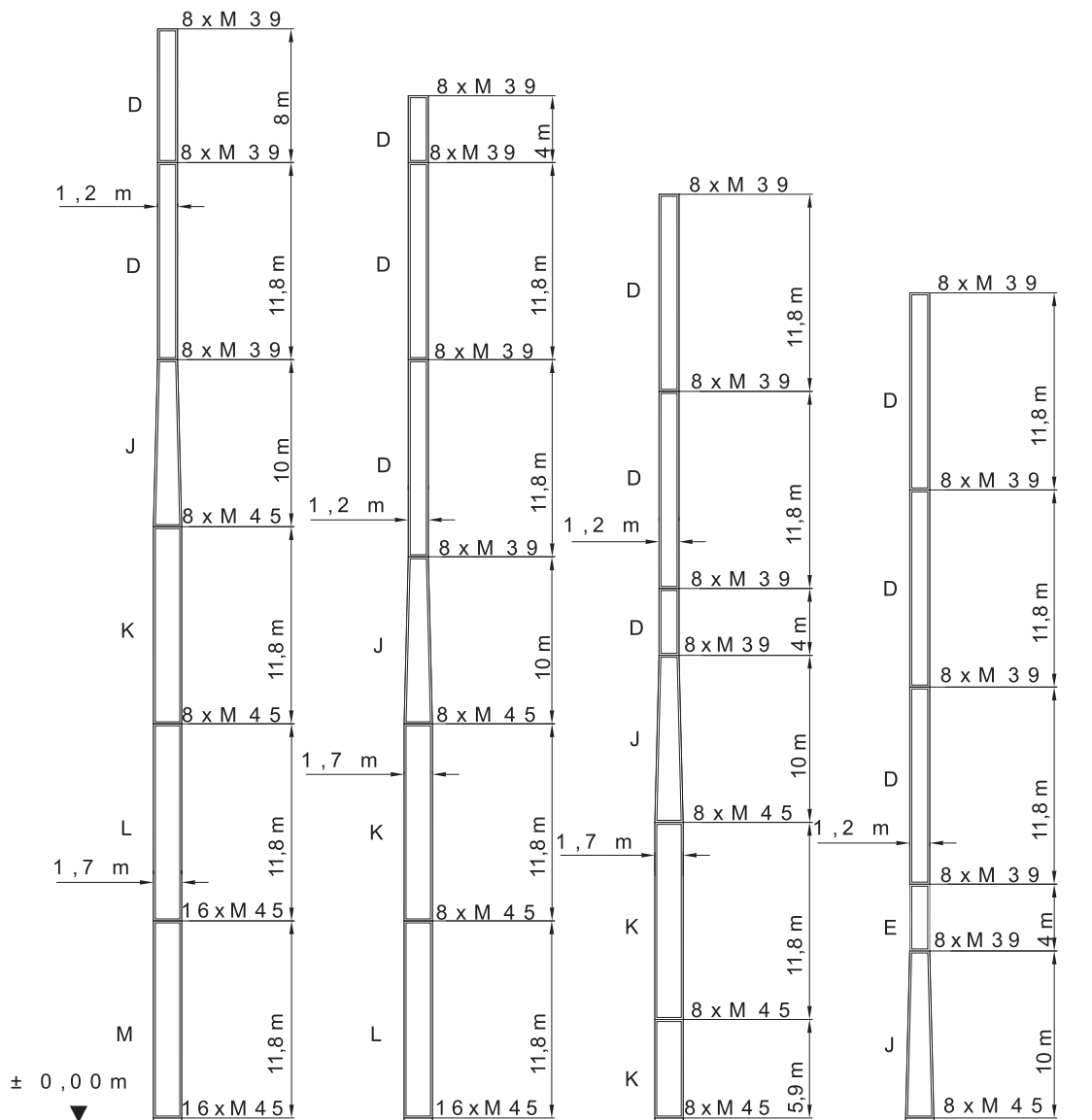
D: TORRE S/TL 52-50 1.20 M39/M39 8/8
 E: TORRE TL 55 1.20 M39/M39 8/8
 J: CAMPANA S17 10m 1.20/1.70 M39/M45 8/8



S60/8	S52R	S51	S51	S51
H: 45.7m	H: 39.75m	H: 35.75m	H: 27.95m	H: 23.85m
P(t): 36.67	P(t): 35.04	P(t): 34.04	P(t): 31.96	P(t): 30.92
T(t): 9.27	T(t): 8.21	T(t): 7.55	T(t): 6.23	T(t): 5.55
M(t·m): 265.2	M(t·m): 195.6	M(t·m): 152.3	M(t·m): 107.8	M(t·m): 94.6

Windzone A-B / DIN 15019
 Mástil / Reacciones
 Masts / Reactions
 Maste / Eckdrücke
 Mat / Réactions
 Torre / Reazioni

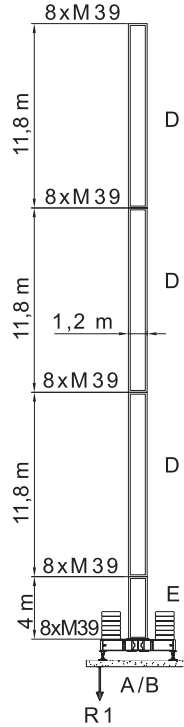
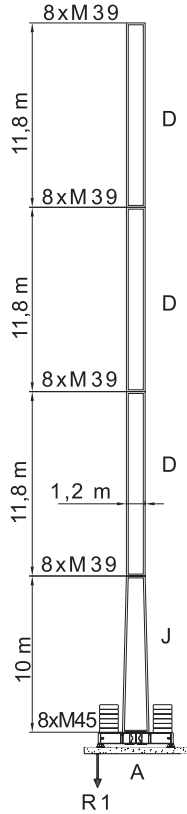
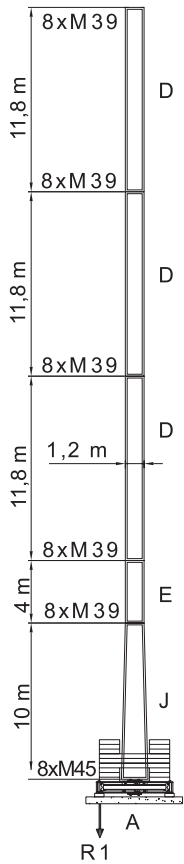
D : TORRE S/TL 52-50 1.20 M 39/M 39 8/8
 E : TORRE TL 55 1.20 M 39/M 39 8/8
 J : CAMPANA S17 10m 1.20/1.70 M 39/M 45 8/8
 K : TORRE S17 1.70 M 45 8/8
 L : TORRE S17 1.70 M 45 16/8
 M : TORRE S17 1.70 M 45 16/16



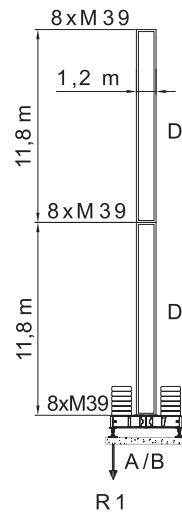
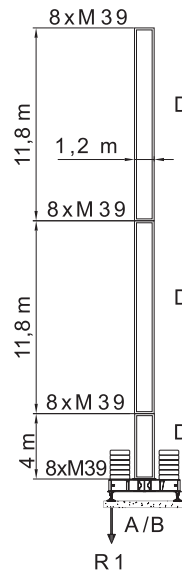
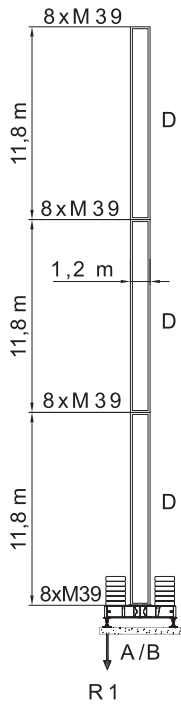
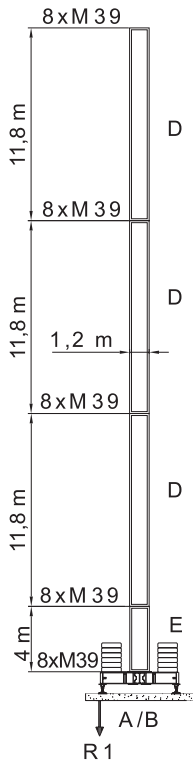
S 60 R /16	S 60 R /16	S 60 /8	S 60 /8
H : 65.5 m	H : 61.5 m	H : 55.6 m	H : 49.7 m
P (t) : 46.04	P (t) : 44.72	P (t) : 42.62	P (t) : 37.64
T (t) : 12.95	T (t) : 12.24	T (t) : 11.22	T (t) : 9.91
M (t·m) : 600.1	M (t·m) : 527.4	M (t·m) : 417.7	M (t·m) : 328.5

*EN SERVICIO / IN SERVICE
 ** FUERA DE SERVICIO/ OUT OF SERVICE

Windzone A-B / DIN 15019
 Bloque lastre de base
Base ballast block
 Grundballastblöcke
Bloc de lest de base
 Blocco di zavorra alla base

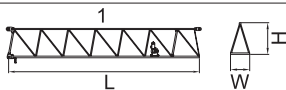
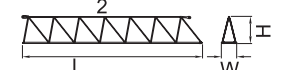


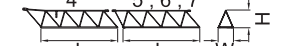
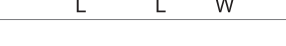


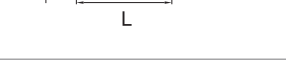
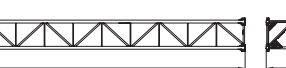



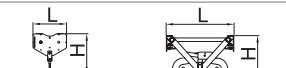

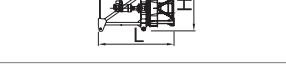
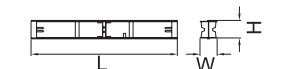
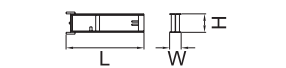
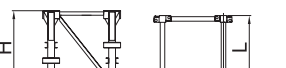
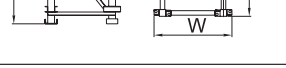
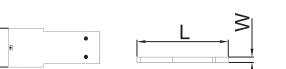

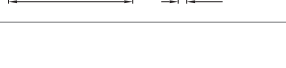




H(m): 50,6	H(m): 46,5	H(m): 40,4
4,5x4,5m-1,7-HB700	4,5x4,5 m-1,2/1,7-HB700	4,5x4,5 m-1,2/1,7-HB700
LASTRE: 121,6 Tn	LASTRE: 98,8 Tn	LASTRE: 60,8 Tn
	*R1= 62,5 Tn	*R1= 47,4 Tn
**R1= 97 Tn	**R1= 70,9 Tn	**R1= 49,09 Tn



D:TORRE S/TL 50-52 1.20 M39/M39 8/8
 J:CAMPANA S17 10m 1.20/1.70 M39/M45 8/8
 E:TORRE TL 55 1.20 M39/M39 8/8

H(m): 40,4	H(m): 36,4	H(m): 28,6	H(m): 24,6
3,8X3,8m1,2 HB600	3,8 X 3,8 m 1,2 H.B 600	3,8 X 3,8 m 1,2 H.B 600	3,8 X 3,8 m 1,2 H.B 600
LASTRE: 76 Tn	LASTRE: 76 Tn	LASTRE: 45,6 Tn	LASTRE: 45,6 Tn
*R1= 55,75 Tn	*R1= 54,27 Tn	*R1= 41,42 Tn	*R1= 37,31 Tn
**R1= 57,36 Tn	**R1= 54,66 Tn	**R1= 35,83 Tn	**R1= 28,9 Tn

		L(m)	W(m)	H(m)	Peso(Kg)	
Pluma tramo primero / Jib heel section Ausleger-Anlenkstück / Pied de flèche Settore articolato di braccio		1	11,74	1	1,7	1544
Elemento intermedio de pluma Intermediate jib section / Ausleger-Zwischenstück Elément interm. de flèche / Spezzone di braccio		2	11,74	1	1,7	1064
		3	6,5	1	1,31	502
		4	5	1	1,16	312
		5	5	1	1,16	262
		6	5	1	1,16	206
		7	5	1	1,16	154
	Contrapluma / Counter-jib Gegenausleger / Contre-flèche Controbraccio			11,49	0,28	1,28
			4,05	0,30	0,58	96
Elemento de torre / Tower section Turmstück / Élément de mât Elemento di torre		D	11,8	1,2	1,38	3017
		D	8,0	1,2	1,38	2075
		D	5,9	1,2	1,38	1560
		D	4,0	1,2	1,38	1100
		E	11,8	1,2	1,38	3782
		E	8,0	1,2	1,38	2654
		E	5,9	1,2	1,38	2090
		E	4,0	1,2	1,38	1527
		J	10	1,85	1,38	3520
		K	11,8	1,85	1,85	4600
		K	5,9	1,85	1,85	2472
		K	3	1,85	1,85	1425
		L	11,8	1,85	1,85	5520
		M	11,8	1,85	1,85	5670
Gancho y Carro / Hook and Trolley Lasthaken - Laufkatze / Crochet - Chariot Gancio e Carrello			0,75	0,12	1,40	164
			0,96	1,10	0,62	184
Cabeza de torre / Tower head Turmspítze / Porte - flèche Testa di torre			2,94	1,8	1,7	2998
Viga principal base / Main base beam Hauptträger für fundamentkreuz Poutre de châssis de base Trave principale della base			5,72	0,67	0,65	1570
Semiviga secundaria base / Half base beam Halbträger für fundamentkreuz Semipoutre de châssis de base Semitrave secundaria della base			2,77	0,45	0,665	800
Elemento de empotre / Foundation anchor Fundamentanker / Élément de scellement El anegare		S51	1,2	1,38	1,42	496
		S52R	1,2	1,38	1,42	594
		S60/8	1,85	1,85	1,6	956
		S60R/16	1,85	1,85	1,6	1108
Bloque de contrapeso / Counterweight blocks Gegengewichtsblöcke / Bloc de contrepoids Blocco di contrappeso		A	2,94	0,30	1,25	2300
		B	2,94	0,18	1,25	1400
		C	1,70	0,18	1,25	850
Bloque lastre de base / Base ballast block Grundballastblöcke / Bloc de lest de base Blocco di zavorra alla base			4,4	1,2	0,3	3800

ESPECIFICACIONES SUJETAS A MODIFICACIONES SIN PREVIO AVISO.

Specifications subject to modification without notice.
Objekte kann ohne Berstændigung geændert werden.
Specifications susceptibles de modification sans avis préalable.
Specifiche suscettibili di variazioni senza preavviso.

DECLINAMOS TODA RESPONSABILIDAD DERIVADA DE LA INFORMACION PROPORCIONADA.

This information is supplied without liability.
Sämtliche Angaben erfolgen ohne Gewähr.
Ces renseignements sont sans garantie.
Le indicazioni contenute si intendono salvo errori ed omissioni.

DIN/FEM 

UNE 58-101-92 FEM 1001-87
According to EC 98/37 instruction

Windzone A-B / DIN 15019

max. fuerza de servicio 150km/h

Maximun wind speed out of service 150 km/h

Maximale windstärke, ohne Betrieb 150 km/h

Vent maximum, hors service 150 km/h

Vento max, fuori di servizio 150 km/h



SAEZ

CRANES



SAEZ Cranes. Autovía Murcia - San Javier. 30155
Baños y Mendigo . Murcia. Spain
T + 34 968 60 66 00 F + 34 968 60 66 08
saezcranes.com

SAEZ