
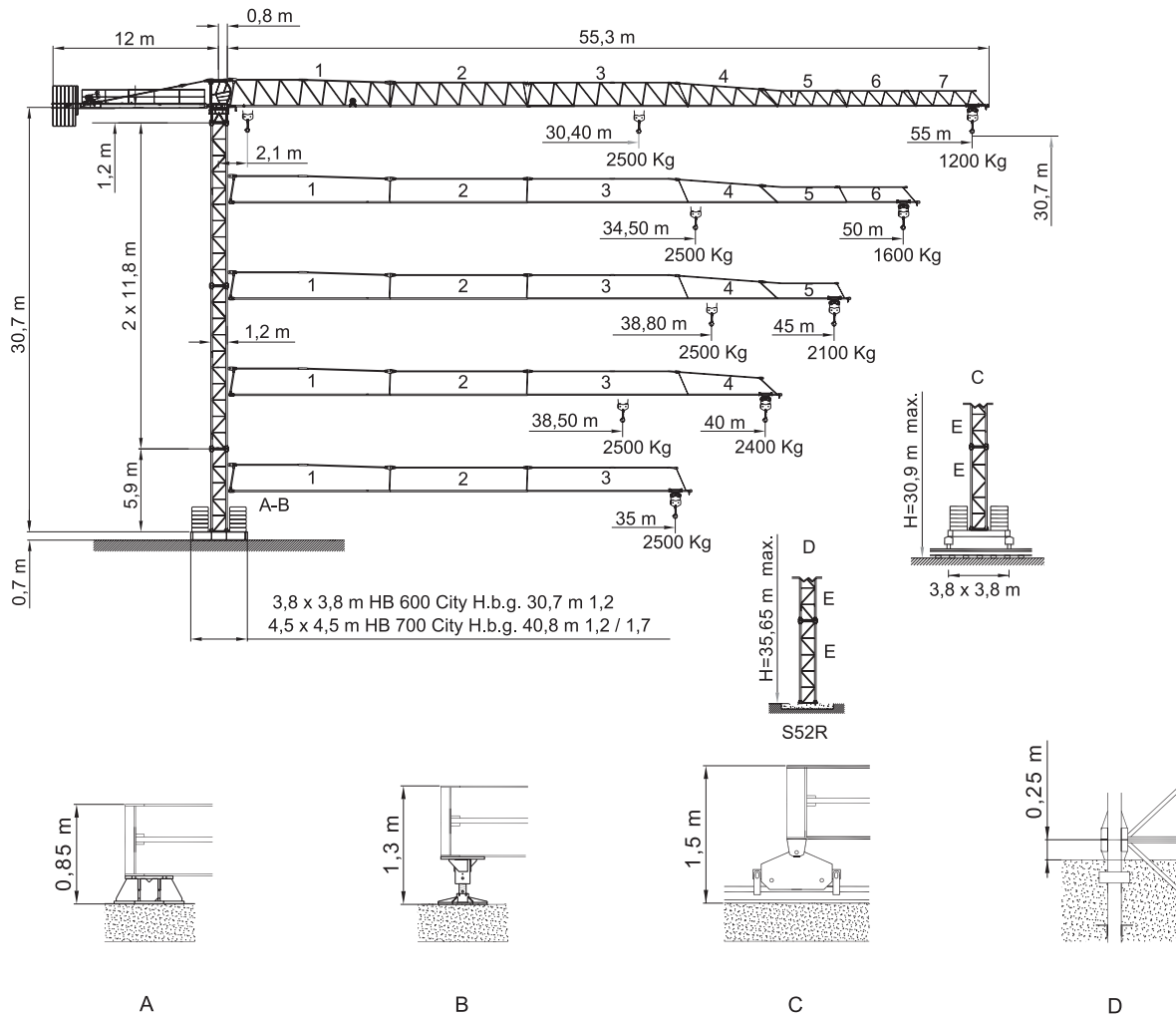


SAEZ

CRANES



TL 555 5T



Curvas de cargas
Load diagrams
Lastkurven
Courbes de charges
Curve di carico

55 m	24	25	26	28	30	30,4	33	35	37	39	40	43	45	48	50	52	55	m	
	2500	2500	2500	2500	2500	2500	2278	2123	1984	1861	1804	1648	1557	1434	1360	1292	1200	Kg	
	15	15,8	18	21	24	27	30	33	35	38	40	43	45	48	50	52	55	m	
	5000	5000	4341	3624	3092	2683	2358	2093	1943	1747	1634	1484	1395	1276	1205	1139	1050	Kg	
50 m	24	25	26	28	30	33	34,5	35	37	39	40	43	45	48	50	m			
	2500	2500	2500	2500	2500	2500	2468	2310	2169	2104	1928	1824	1684	1600	Kg				
	15	18	21	24	27	30	33	35	38	40	43	45	48	50	m				
	5000	5000	4221	3612	3143	2771	2468	2295	2071	1941	1769	1668	1531	1450	Kg				
45 m	24	25	26	28	30	33	35	37	38,8	39	40	43	45	m					
	2500	2500	2500	2500	2500	2500	2500	2500	2489	2416	2217	2100	Kg						
	15	18	20,3	21	24	27	30	33	35	38	40	43	45	m					
	5000	5000	5000	5000	4150	3619	3198	2855	2660	2407	2259	2065	1950	Kg					
40 m	24	25	26	28	30	33	35	37	38,5	39	40	m							
	2500	2500	2500	2500	2500	2500	2500	2500	2472	2400	Kg								
	15	18	20,2	21	24	27	30	33	35	38	40	m							
	5000	5000	5000	4820	4134	3605	3185	2843	2649	2396	2250	Kg							
35 m	24	25	26	28	30	33	35	m											
	2500	2500	2500	2500	2500	2500	2500	Kg											
	15	18	20,2	21	24	27	30	33	35	m									
	5000	5000	5000	4822	4135	3606	3186	2844	2650	Kg									

Bloque de contrapeso
Counterweight blocks
 Gegengewichtsblöcke
Bloc de contrepoid
 Blocco di contrappeso

	55 m			50 m			45 m			40 m			35 m		
	A	B	C	A	B	C	A	B	C	A	B	C	A	B	C
	5	1	1	5	-	2	5	-	1	4	-	2	3	1	1
	13750 kg			13200 kg			12350 kg			10900 kg			9150 Kg		

Mecanismos
Mechanisms
 Antriebe
Mécanismes
 Meccanismi

* 33 Hp (24 Kw) INV
 H.B.G.120 S/R Ø10mm

m/min	33 Hp (24 Kw) INV			33 Hp (24 Kw) INV			
	40	60	80	20	30	40	
320m	Kg	2500	2000	1500	5000	5000	3000
	Kw	24	24	24	24	24	24

	25 m	50 m	100 m
	4 x 25 mm ²	4 x 25 mm ²	4 x 25 mm ²
33 Hp (24 KW) INV	4 x 25 mm ²	4 x 25 mm ²	4 x 25 mm ²

	400 V	* 380 V	* 33 Hp (24 Kw) INV
CEI 38	50 Hz	60 Hz	40 KW / 160 kVA
IEC 38			

25 Hp (18,5 Kw) 3V
 H.B.G. 84 S/R Ø10mm

m/min	25 Hp (18,5 Kw) 3V			25 Hp (18,5 Kw) 3V			
	8	31	62	4	16	31	
240m	Kg	2500	2500	1500	5000	5000	2600
	Kw	18,5	18,5	18,5	18,5	18,5	18,5
	m/min	30 / 60			30 / 60		
	Kw	1,5 / 3			1,5 / 3		
	r.p.m	0,3	0,6	0,9	0,3	0,6	0,9
	Nm	2 x 40			2 x 40		
	m/min	20			20		
	Kw	2 x 2,2			2 x 2,2		

	25 m	50 m	100 m
	4 x 25 mm ²	4 x 25 mm ²	4 x 25 mm ²
25 Hp (18,5 KW) 3V	4 x 25 mm ²	4 x 25 mm ²	4 x 25 mm ²
25 Hp (18,5 KW) INV	4 x 25 mm ²	4 x 25 mm ²	4 x 25 mm ²

	400 V	* 380 V	25 Hp (18,5 Kw) 3V
CEI 38	50 Hz	60 Hz	31KW / 120 kVA
IEC 38			* 25 Hp (18,5 Kw) INV
			31KW / 120 kVA

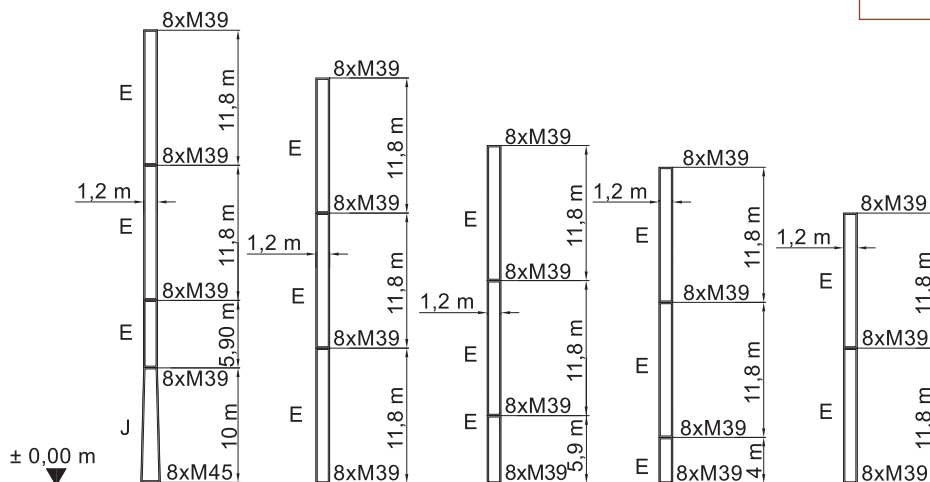
* 25 Hp (18,5 Kw) INV
 H.B.G. 94 S/R Ø10mm

m/min	* 25 Hp (18,5 Kw) INV			* 25 Hp (18,5 Kw) INV			
	8	31	62	4	16	31	
265m	Kg	2500	2500	1500	5000	5000	2600
	Kw	18,5	18,5	18,5	18,5	18,5	18,5

- * Opcional / Optional / Opzionale /
- Elevación / Hoisting / Heben / Levage / Sollevamento
- Distribución / Trolleying / Katzfahren / Distribution / Distribuzione
- Orientación / Slewing / Schwenken / Orientation / Rotazione
- Traslacion / Travelling / Schienenfahren / Translation / Traslazione

E: TORRE TL 55 1.20 M39/M39 8/8
 J: CAMPANA S17 10m 1.2 /1.7 M39/M45 8/8

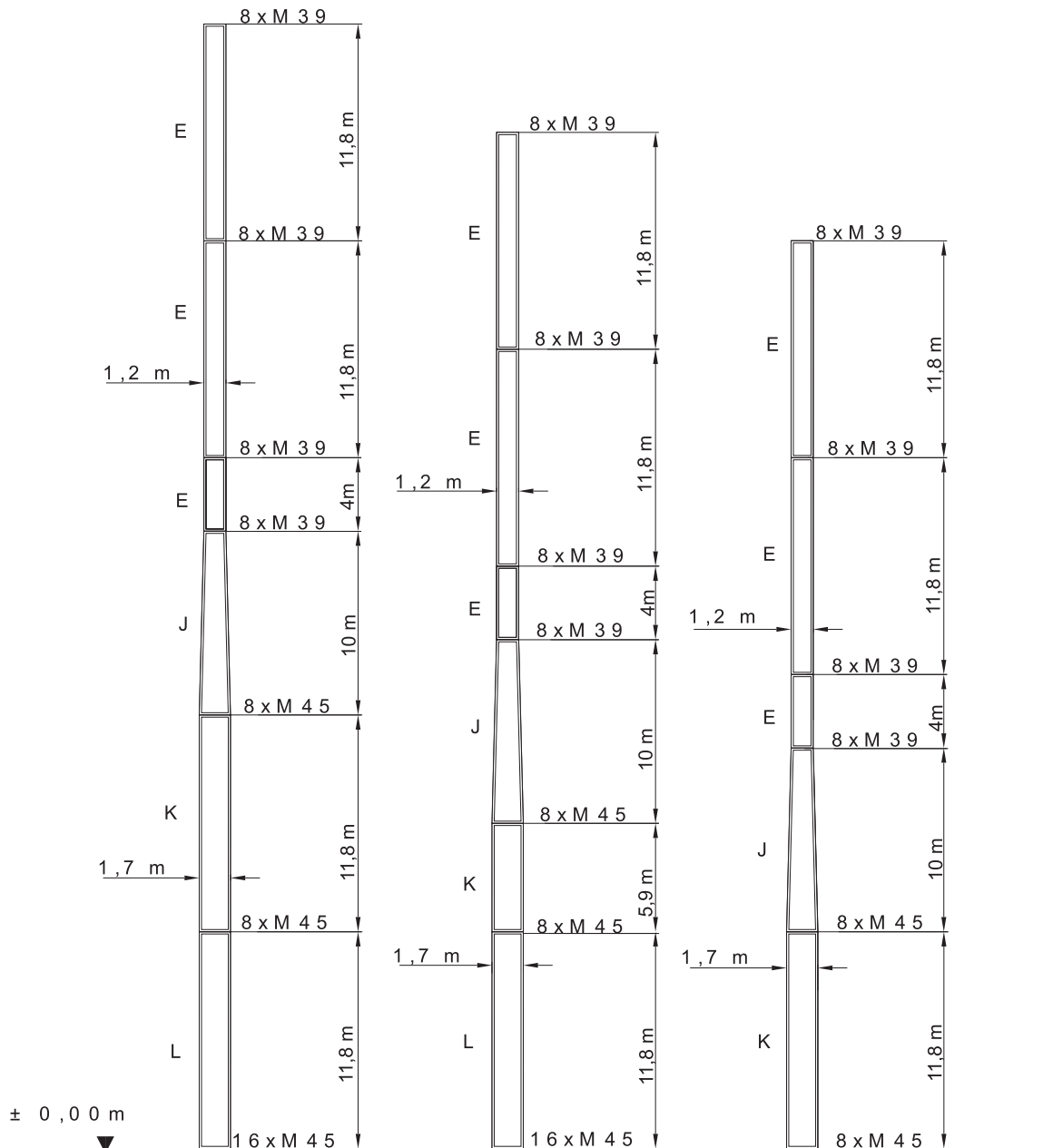
Windzone A-B / DIN 15019
 Mástil / Reacciones
Masts / Reactions
 Maste / Eckdrücke
Mat / Réactions
 Torre / Reazioni



S60/8	S52R	S52R	S52R	S52R
H: 39,6 m	H: 35,45 m	H: 29,55	H: 27,95 m	H: 23,85
M(t.m): 255,1	M(t.m): 210	M(t.m): 176,6	M(t.m): 165,34	M(t.m): 143,17
T(t): 8,83	T(t): 7,54	T(t): 6,53	T(t): 6,20	T(t): 5,51
P(t): 52,68	P(t): 48,4	P(t): 44,94	P(t): 43,57	P(t): 41,47

Windzone A-B / DIN 15019
 Mástil / Reacciones
Masts / Reactions
 Maste / Eckdrücke
Mat / Réactions
 Torre / Reazioni

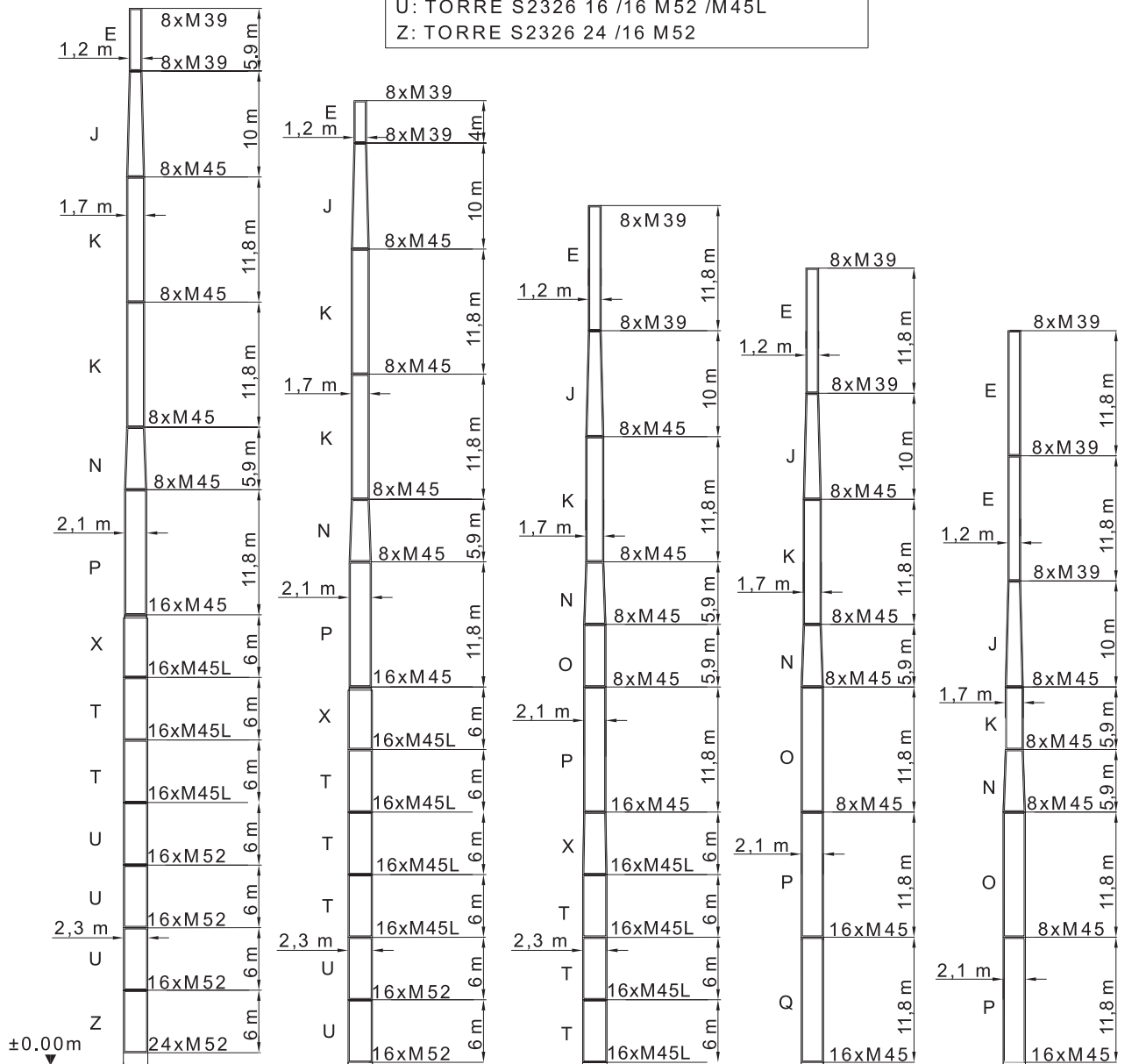
D : TORRE S / TL 50-52 1.20 M 39 / M 39 8 / 8
 E : TORRE TL 55 1.20 M 39 / M 39 8 / 8
 J : CAMPANA S 17 10 m 1.2 / 1.7 M 39 / M 45 8 / 8
 K : TORRE S 17 1.70 M 45 8 / 8
 L : TORRE S 17 1.70 M 45 16 / 8



S 60 R / 16	S 60 R / 16	S 60 / 8
H : 61,5 m	H : 55,6 m	H : 49,4 m
P (t) : 56	P (t) : 53,65	P (t) : 51,23
T (t) : 12,94	T (t) : 11,84	T (t) : 10,73
M (t·m) : 554	M (t·m) : 458	M (t·m) : 371,33

Windzone A-B / DIN 15019
Mástil / Reacciones
Masts / Reactions
Maste / Eckdrücke
Mat / Réactions
Torre / Reazioni

E: TORRE TL 55 1.20 M39/M39 8/8
 J: CAMPANA S17 10m 1.2/1.7 M39/M45 8/8
 K: TORRE S17 1.70 M45 8/8
 N: CAMPANA S21-S17 8/8
 O: TORRE S21 8/8
 P: TORRE S21 16/8
 Q: TORRE S21 16/16
 X: CAMPANA C2322/21 16/16 M45L /M45
 T: TORRE S2322 16 /16 M45L
 U: TORRE S2326 16 /16 M52 /M45L
 Z: TORRE S2326 24 /16 M52

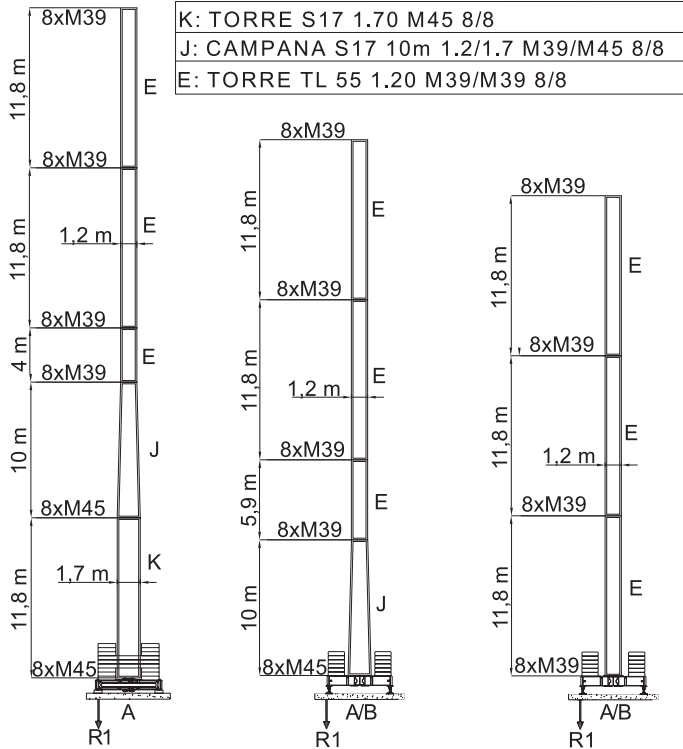


S75R24/26	S75R16/26	S75R16/22	S70R/16	S70R/16
H: 100.7 m	H: 91.6 m	H: 81,5 m	H: 75,2 m	H: 69,3 m
P(t): 77.472	P(t): 76.351	P(t): 147	P(t): 70,89	P(t): 57,8
T(t): 27.523	T(t): 24.465	T(t): 20	T(t): 17,51	T(t): 14,4
M(t·m): 1906,22	M(t·m): 1486,24	M(t·m): 1144,3	M(t·m): 875,5	M(t·m): 692,3

*EN SERVICIO / IN SERVICE
 ** FUERA SERVICIO / OUT OF SERVICE

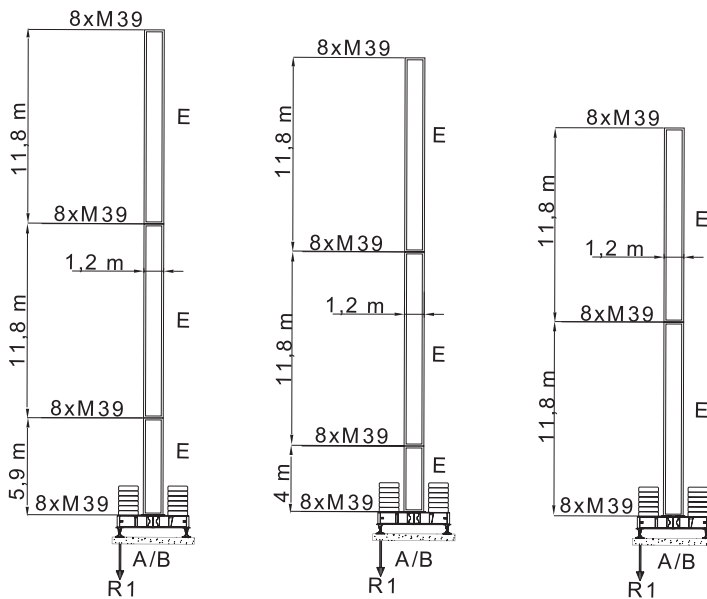
K: TORRE S17 1.70 M45 8/8
 J: CAMPANA S17 10m 1.2/1.7 M39/M45 8/8
 E: TORRE TL 55 1.20 M39/M39 8/8

Windzone A-B / DIN 15019
 Bloque lastre de base
Base ballast block
 Grundballastblöcke
Bloc de lest de base
 Blocco di zavorra alla base

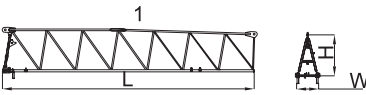
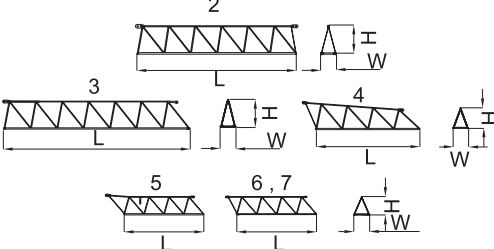
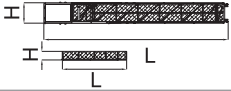
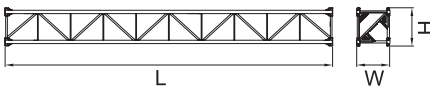
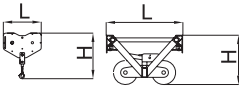
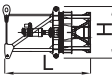
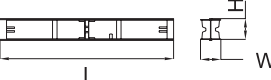
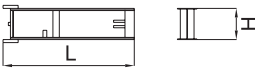
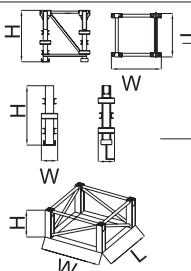


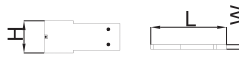
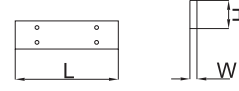
H(m): 50,6	H(m): 40,5	H(m): 36,5
4,5 x 4,5 -1,7-HM700	4,5 x 4,5 -1,2/1,7-HB700	4,5 x 4,5 -1,2/1,7-HB700
LASTRE: 121,6 Tn	LASTRE: 76 Tn	LASTRE: 60,8 Tn
	*R1= 60,4 Tn	*R1= 52,2 Tn
**R1= 104,6 Tn	**R1= 62,6 Tn	**R1= 49 Tn

K: TORRE S17 1.70 M45 8/8
 J: CAMPANA S17 10m 1.2/1.7 M39/M45 8/8
 E: TORRE TL 55 1.20 M39/M39 8/8



H(m): 30,5	H(m): 28,6	H(m): 24,6
3,8 x 3,8m 1,2 HB600	3,8 x 3,8m 1,2 HB600	3,8 x 3,8m 1,2 HB600
LASTRE: 60,8 Tn	LASTRE: 53,2 Tn	LASTRE: 45,6 Tn
*R1= 53,3 Tn	*R1= 50 Tn	*R1= 45,7 Tn
**R1= 44,9 Tn	**R1= 40,2 Tn	**R1= 32,8 Tn

		L(m)	W(m)	H(m)	Peso(Kg)	
Pluma tramo primero / Jib heel section / Ausleger-Anlenkstück / Pied de flèche / Settore articolato di braccio		1	11,74	1	1,85	2314
Elemento intermedio de pluma / Intermediate jib section / Ausleger-Zwischenstück / Elément interm. de flèche / Spezzone di braccio		2 3 4 5 6 7	10 11,5 6,5 5 5 5	1 1 1 1 1 1	1,8 1,8 1,8 1,3 1,19 1,18	1224 1064 502 312 262 206
Contrapluma /Counter-jib / Gegenausleger / Contre-flèche / Controbraccio		11,49 4,05	0,32 0,30	1,29 0,58	2190 102	
Elemento de torre / Tower section/ Turmstück / Elément de mât / Elemento di torre.		E E E E J K K K L M N O O P X T U Z	11,8 8,0 5,9 4,0 10 11,8 5,9 3 11,8 11,8 5,9 11,8 5,9 3 6 6 6 6	1,2 1,2 1,2 1,2 1,85 1,85 1,85 1,85 1,85 1,85 2,27 2,27 2,27 2,27 2,27 2,27 2,29 2,29 2,31 2,34	1,38 1,38 1,38 1,38 1,38 1,85 1,85 1,85 1,85 1,85 2,27 2,27 2,27 2,27 2,27 2,27 2,29 2,29 2,34 2,34	3782 2654 2090 1527 3520 4600 2472 1425 5520 5670 3500 5044 2640 1545 5700 4000 4300 5910 5980
Gancho y Carro / Hook and Trolley / Lasthaken - Laufkatze / Crochet - Chariot / Gancio e Carrello		0,75 0,96	0,12 1,10	1,40 0,62	164 184	
Cabeza de torre / Tower head / Turmspitze / Porte - flèche / Testa di torre		3,14	1,8	1,7	3198	
Viga principal base / Main base beam / Hauptträger für fundamentkreuz / Poutre de châssis de base / Trave principale della base		5,72	0,67	0,65	1570	
Semiviga secundaria base / Half base beam / Halbträger für fundamentkreuz / Semipoutre de châssis de base / Semitrave secundaria della base		2,77	0,45	0,665	800	
Elemento de empotre / Foundation anchor / Fundamentanker / Élément de scellement / El annegare.		S52R S60/8 S60R/16 S70/8 S70R/16 S75R16/22 (4x) S75R16/26 (4x) S75R24/26 (4x)	1,2 1,85 1,85 2,28 2,28 0,50 0,50 0,50	1,38 1,85 1,85 2,28 2,28 0,50 0,50 0,50	1,42 1,6 1,6 1,6 1,6 2,5 2,5 2,5	594 956 1108 1122 1274 710 790 850
	DIMA	2,31	2,34	0,8	1650	

		L(m)	W(m)	H(m)	Peso(Kg)	
Bloque de contrapeso / Counterweight blocks / Gegengewichtsblöcke / Bloc de contrepoids / Blocco di contrappeso.		A	2,94	0,30	1,25	2300
		B	2,94	0,18	1,25	1400
		C	1,70	0,18	1,25	850
Bloque lastre de base / Base ballast block / Grundballastblöcke / Bloc de lest de base / Blocco di zavorra alla base.		4,4	1,2	0,3	3800	

ESPECIFICACIONES SUJETAS A MODIFICACIONES SIN PREVIO AVISO.

Specifications subject to modification without notice.
 Obiges kann ohne berstaendigung geandert werden.
 Specifications susceptibles de modification sans avis préalable.
 Specifiche suscettibili di variazioni senza preavviso.

DECLINAMOS TODA RESPONSABILIDAD DERIVADA DE LA INFORMACION PROPORCIONADA.

This information is supplied without liability.
 Sämtliche Angaben erfolgen ohne Gewähr.
 Ces renseignements sont sans garantie.
 Le indicazioni contenute si intendono salvo errori ed omissioni.



UNE 58-101-92 FEM 1001-87
 According to EC 98/37 instruction


Windzone A-B / DIN 15019

Viento max. fuerza de servicio 150km/h
 Maximun wind speed out of service 150 km/h
 Maximale windstärke, ohne Betrieb 150 km/h
 Vent maximum, hors service 150 km/h
 Vento max, fuori di servizio 150 km/h



SAEZ

CRANES



SAEZ Cranes. Autovía Murcia - San Javier. 30155
Baños y Mendigo . Murcia. Spain
T + 34 968 60 66 00 F + 34 968 60 66 08
saezcranes.com

Handwritten signature