
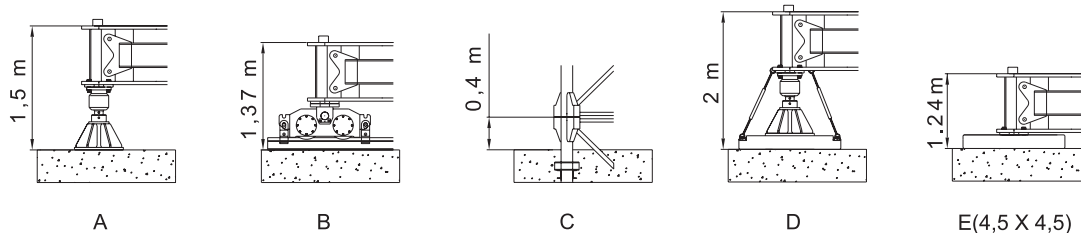
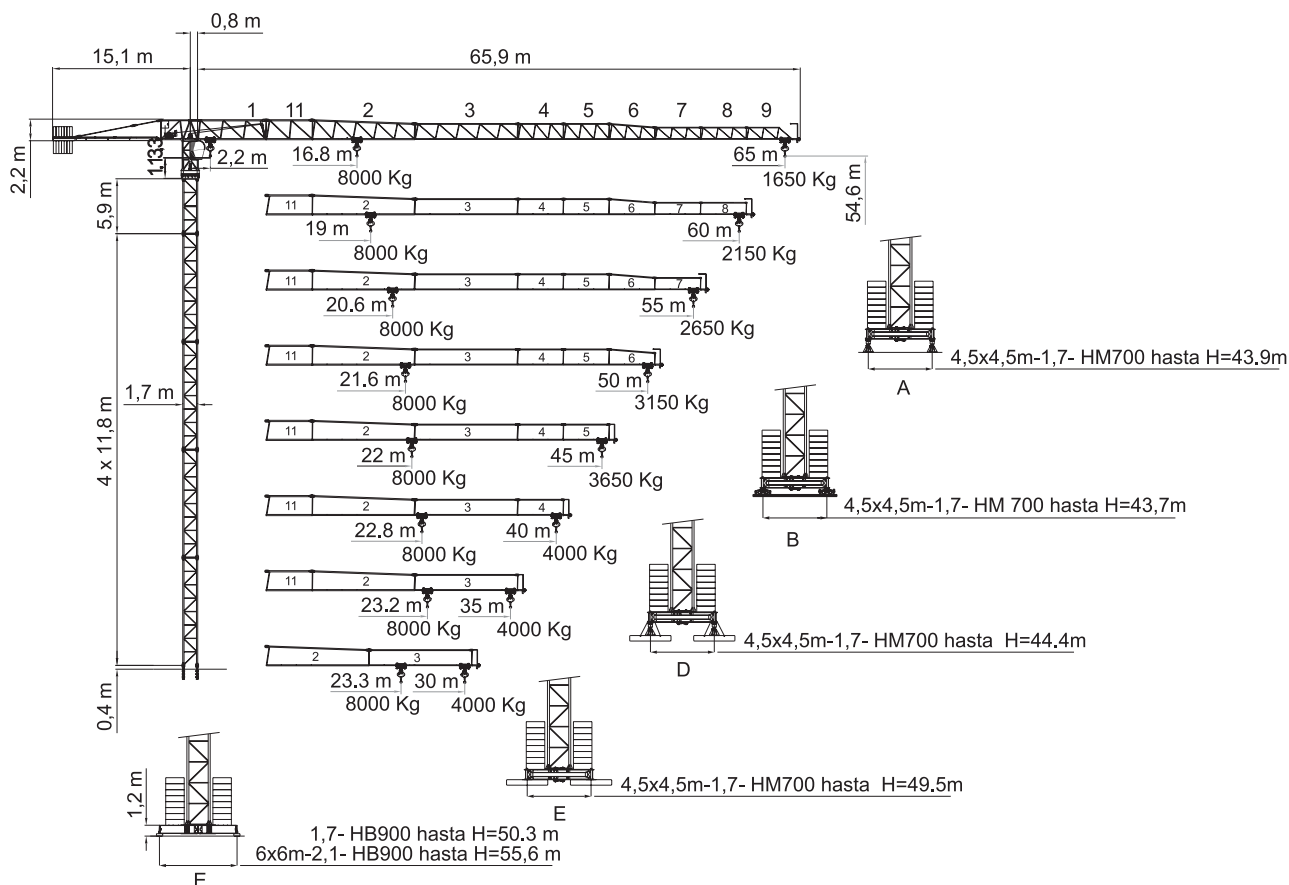


SAEZ

CRANES



TLS 658 8T



65 m	10	15	20	25	30	31,5	35	40	45	50	55	60	65	m	
	4000	4000	4000	4000	4000	4000	3540	3030	2630	2310	2050	1830	1650	Kg	
	10	15	16,8	20	25	30	35	40	45	50	55	60	65	m	
60 m	8000	8000	8000	6560	5070	4090	3390	2880	2480	2160	1900	1680	1500	Kg	
	10	15	19	20	25	30	35	40	45	50	55	60	m		
	8000	8000	8000	7540	5850	4730	3940	3360	2900	2540	2250	2000	Kg		
55 m	10	15	20	25	30	35	38,8	40	45	50	55	60	m		
	4000	4000	4000	4000	4000	4000	4000	3860	3360	2970	2650	Kg			
	10	15	20	20,6	25	30	35	40	45	50	55	m			
50 m	8000	8000	8000	8000	6420	5210	4350	3710	3210	2820	2500	Kg			
	10	15	20	21,6	25	30	35	40	45	50	m				
	8000	8000	8000	8000	6780	5510	4610	3930	3410	3000	Kg				
45 m	10	15	20	25	30	35	40	45	m						
	4000	4000	4000	4000	4000	4000	4000	3650	Kg						
	10	15	20	22	25	30	35	40	45		m				
40 m	8000	8000	8000	8000	6940	5640	4720	4030	3500	Kg					
	10	15	20	22,8	25	30	35	40	m						
	8000	8000	8000	8000	7210	5860	4910	4200	Kg						
35 m	10	15	20	25	30	35	m								
	4000	4000	4000	4000	4000	4000	Kg								
	10	15	20	23,2	25	30	35		m						
	8000	8000	8000	8000	7340	5970	5000	Kg							

Curvas de cargas
Load diagrams
 Lastkurven
Courbes de charges
 Curve di carico

Bloque de contrapeso, Counterweight blocks, Gegengewichtsblöcke, Bloc de contrepoid, Blocco di contrappeso

	65 m			60 m			55 m			50 m		
	A	B	C	A	B	C	A	B	C	A	B	C
	8	-	-	8	-	-	7	1	-	6	2	-
	20000 Kg			20000 Kg			19000 Kg			18000 Kg		
	45 m			40 m			35 m			30 m		
	A	B	C	A	B	C	A	B	C	A	B	C
	6	1	-	6	-	-	4	2	-	3	2	-
	16500 Kg			15000 Kg			13000 Kg			10500 Kg		

Mecanismos, Mechanisms, Antriebe, Mécanismes, Meccanismi.

45 Hp (33Kw) - CC-5V
H.B.G 126Mts S/R Ø12
H.B.G LEBUS 320Mts S/R Ø12

		m/min	0-45.7	0-52	0-81	0-117	0-23.7	0-26	0-40	0-58	
		350 m LEBUS 734 m	Kg	4000	3000	2000	1250	8000	6000	4000	2500
		Kw	33	33	33	33	33	33	33	33	

45 Hp (33Kw) - INV-5V
H.B.G 126Mts S/R Ø12
H.B.G LEBUS 320Mts S/R Ø12

		m/min	0-6.3	0-42	0-56	0-76.4	0-104	0-15	0-21	0-28	0-38	0-52	
		350 m LEBUS 734 m	Kg	4000	4000	3000	2000	1250	8000	8000	6000	4000	2500
		Kw	33	33	33	33	33	33	33	33	33	33	

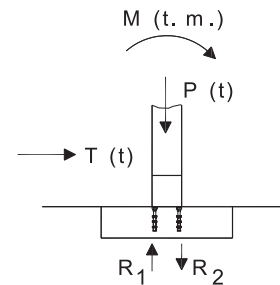
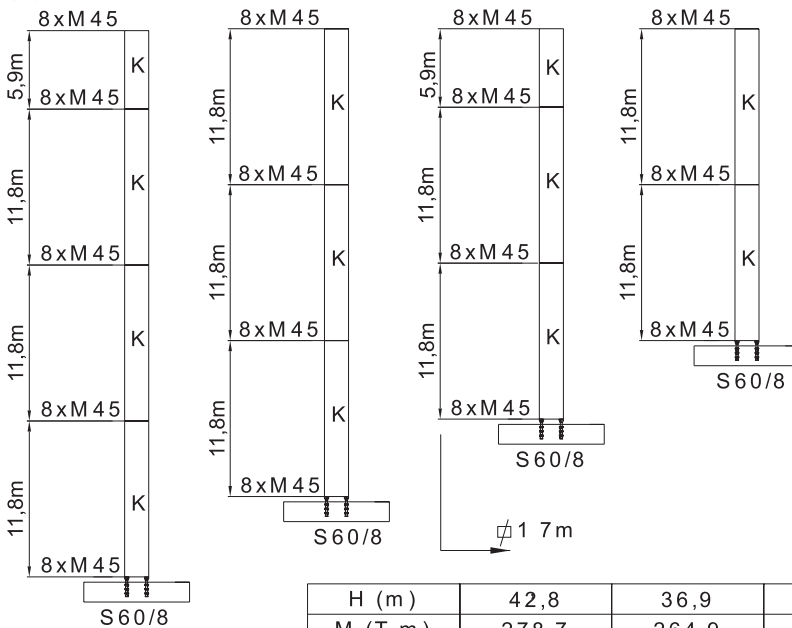
		m/min	11 / 37 / 75			11 / 37 / 75		
		Kw	3,0			3,0		
		r.p.m	0,3	0,6	0,9	0,3	0,6	0,9
		Nm	2 x 65			2 x 65		
		m/min	12 / 24			12 / 24		
		Kw	4 x 3			4 x 3		

	400 V	100m	GENERADOR 300 kVA	POTENCIA INSTALADA 60 KW
	50 Hz	4x35mm ²		

	380 V	100m	OPCIONAL
	60 Hz	4x35mm ²	

- Elevación / Hoisting / Heben / Levage / Sollevamento
- Distribución / Trolleying / Katzfahren / Distribution / Distributions
- Orientación / Slewing / Schwenken / Orientation / Rotazione
- Traslacion / Travelling / Schienenfahren / Translation / Traslazione
- Cable / Rope / Seil / Câble / Fune

Windzone A-B / DIN 15019
Mástil / Reacciones
Masts / Reactions
Maste / Eckdrücke
Mat / Réactions
Torre / Reazioni

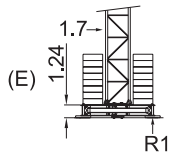


K = S17 8/8
L = S17 16/8
N = S17-S21 8/8
O = S21 8/8
P = S21 16/8

H (m)	42,8	36,9	31	25,1
M (T·m)	278,7	264,9	252,4	241,1
T (t)	8,8	7,9	7,0	6,1
P (t)	71,2	68,5	66,5	63,8
R ₁ (t)	113,6	107,8	102,4	97,8
R ₂ (t)	149,1	141,9	135,5	129,6

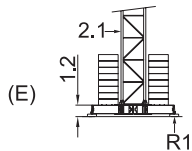
Windzone A-B / DIN 15019

Bloque lastre de base , Base ballast block, Grundballastblöck,
Bloc de lest de base, Blocco di zavorra alla base



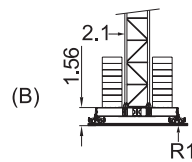
4,5 x 4,5 m-1,7- HM 700

R1 (t)	73,6 t	74,4 t	75,6 t	78,8 t	80 t	81,3 t
H (m)	20 m	23 m	25,9 m	28,9 m	31,8 m	34,8 m
Z (t)	83,6 t	83,6 t	83,6 t	91,2 t	91,2 t	91,2 t
R1 (t)	82,4 t	86,7 t	88,1 t	94,4 t	95,3 t	
H (m)	37,7 m	40,7 m	43,6 m	46,6 m	49,5 m	
Z (t)	91,2 t	102,6 t	102,6 t	121,6 t	121,6 t	



6 x 6 m-2,1/1,7- HB 900

R1 (t)	46,5 t	49,1 t	53,8 t	62,5 t	71,9 t
H (m)	26,2 m	32,1 m	38 m	41 m	44 m
Z (t)	53,2 t	53,2 t	53,2 t	53,2 t	57 t
R1 (t)	81,6 t	92,6 t	104,1 t	116,5 t	
H (m)	47 m	50 m	53 m	56 m	
Z (t)	68,4 t	76 t	87,4 t	95 t	

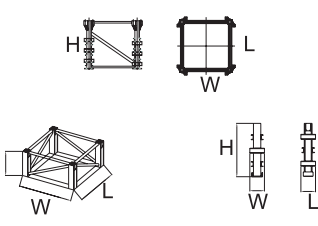
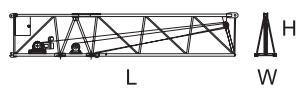
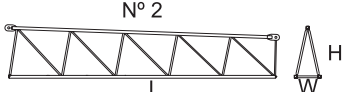
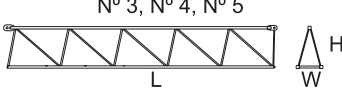
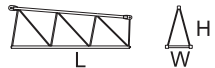
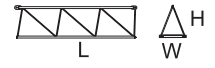
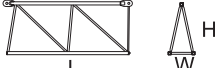
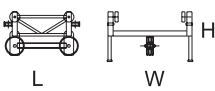
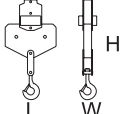
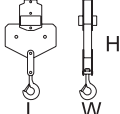
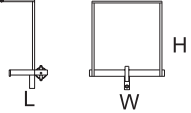
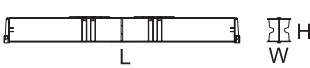
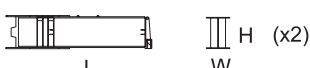


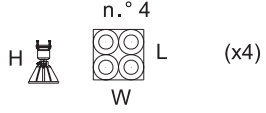
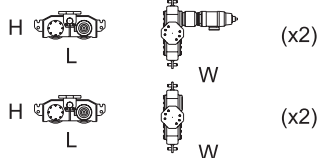
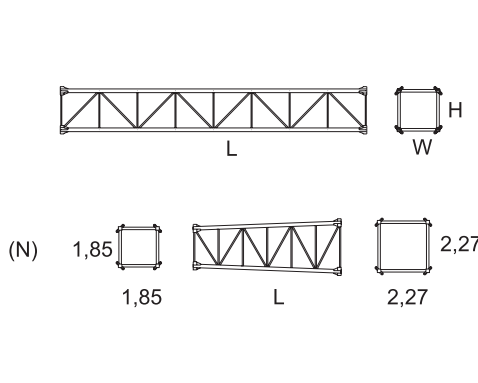
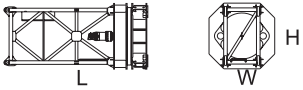

6 x 6 m-2,1/1,7- HB 900

R1 (t)	46,5 t	49,1 t	53,8 t	62,5 t	71,9 t
H (m)	26,5 m	32,4 m	38,3 m	41,3 m	44,3 m
Z (t)	53,2 t	53,2 t	53,2 t	53,2 t	57 t
R1 (t)	81,6 t	92,6 t			
H (m)	47,3 m	50,3 m			
Z (t)	68,4 t	76 t			

L(m) W(m) H(m) Peso(Kg)

Contrapluma / Counter-jib / Gegenausleger / Contre-fleche / Controbraccio		11,94	1,80	0,60	2575
Bloque de contrapeso / Counterweight blocks / Gegengewichtsblöcke / Bloc de contrepoids / Blocco di contrappeso		3,20	1,25	0,29	2500
		1,83	1,25	0,29	1500
Base Cruciforme 4,5 X4,5 / Crossbase 4,5 X 4,5 / Fundamentkreuz 4,5 X 4,5 / Châsis 4,5 X 4,5 / Carro base 4,5 X 4,5		6,70	1,10	1,20	5750
Vigas auxil. de base / Half base beams / Halbträger für fundamentkreuz / Semipoutre de châsis de base / Travi di congiunzi di congiunzione		4,40	0,30	0,55	220
Bloque lastre de base / Base ballast block / Grundballastblöcke / Bloc de lest de base Blocco di zavorra alla base		4,40	0,30	1,20	3800
Bloque apoyo de base / Base support block / Grundballastblöcke / Bloc de appui de base Blocco di appoggio alla base		3,75	0,5	1,2	5400

		L(m)	W(m)	H(m)	Peso(Kg)	
Elemento de empotre / Foundation anchor / Fundamentanker / Élément de scellement El annegare Utillaje tramo de empotre Tool fixing anchors Vorrichtung fundamentaker Outillage de L'emént de scellement Ferramenta tronchetto fondazione			1,85			
		S60/R16	1,85	1,85	1,6	1108
		S70/8	2,27	2,27	1,6	1122
		S70R/16	2,27	2,27	1,6	1274
		S75R 8 /20	0,35	0,35	1,6	1200
		S75R16/22	0,5	0,5	2,5	2840
		S75R16/26	0,5	0,5	2,5	3160
S75R24/26	0,5	0,5	2,5	3400		
Dima	2,31	2,34	0,8	1650		
Pluma tramo primero / Jib heel section / Ausleger-Anlenkstück / Pied de fleche / Settore articolato di braccio		11,90	1,25	2,30	5800	
Elemento intermedio de pluma / Intermediate jib section / Ausleger-Zwischenstück Élément interm. de fleche / Spezzone di braccio	N° 2 					
	N° 3, N° 4, N° 5 	2	11,60	1,13	2,25	2194
		3	11,60	1,13	1,80	1720
		4	5,30	1,13	1,80	620
	N° 6 	5	5,30	1,13	1,80	530
		6	5,30	1,13	1,80	470
		7	5,30	1,13	1,45	376
	N° 7, N° 8, N° 9 	8	5,30	1,13	1,45	326
		9	5,15	1,13	1,40	248
		11	5,15	1,13	2,25	1280
	N° 11 					
Gancho, Carro y Puntera / Hook, Trolley and jib head / Lasthaken - Laufkatze-Cabeça de Lança Crochet - Chariot-Pointe de fleche / Gancio - Carrello e Punta freccia						
		1,20	1,35	0,80	290	
		0,80	0,15	1,50	330	
		0,80	1,20	1,40	108	
Viga principal base 6x6 / Main base beam / Hauptträger für fundamentkreuz Poutre de châssis de base / Trave principale della base		8,65	0,78	0,92	4300	
Semiviga secundaria base 6x6 / Half base beam / Halbträger für fundamentkreuz Semipoutre de châssis de base / Semitrave secundaria della base		4,27	0,68	0,97	2025	

		L(m)	W(m)	H(m)	Peso(Kg)
Niveladores / Levellers / Spindel pyramide / Niveleurs / Piedi regolabile		1,20	1,20	0,90	250
Traslacion / Travelling bogies / Kranfahren / Traslacion / Traslazione		1,15	1,25	0,45	505
Elemento de torre TL16 / Tower section TL16 / Turmstück TL16 / Element de mât TL16 / Elemento di torre TL16		K 11,8 K 5,9 K 3 L 11,8 O 11,8 O 5,9 O 3 P 11,8 N 5,9 X 6 T 6 U 6 Z 6	1,85 1,85 1,85 1,85 2,27 2,27 2,27 2,27 2,27 2,29 2,29 2,34 2,34	1,85 1,85 1,85 1,85 2,27 2,27 2,27 2,27 2,27 2,29 2,29 2,34 2,34	4600 2472 1425 5520 5044 2640 1545 5700 3500 4000 4300 5910 5980
Unidad de rotacion / Complete slewing unit / Drehbühne / Orientation / Rotazione		4,40	2,00	2,00	6600
Cabina y soporte / Cabin and support / Kabine und wartungs / Cabine et support / Cabina e supporto		3,00	1,15	2,35	558

ESPECIFICACIONES SUJETAS A MODIFICACIONES SIN PREVIO AVISO.

Specifications subject to modification without notice.
 Obiges kann ohne berstaendigung geaendert werden.
 Specifications susceptibles de modification sans avis préalable.
 Specifiche suscettibili di variazioni senza preavviso.

DECLINAMOS TODA RESPONSABILIDAD DERIVADA DE LA INFORMACION PROPORCIONADA.

This information is supplied without liability.
 Sämtliche Angaben erfolgen ohne Gewähr.
 Ces renseignements sont sans garantie.
 Le indicazioni contenute si intendono salvo errori ed omissioni.



UNE 58-101-92 FEM 1001-87
 According to EC 98/37 instruction

Windzone A-B / DIN 15019


Viento max. fuerza de servicio 150km/h
 Maximun wind speed out of service 150 km/h
 Maximale windstärke, ohne Betrieb 150 km/h
 Vent maximum, hors service 150 km/h
 Vento max, fuori di servizio 150 km/h





SAEZ

CRANES



SAEZ Cranes. Autovía Murcia - San Javier. 30155
Baños y Mendigo . Murcia. Spain
T + 34 968 60 66 00 F + 34 968 60 66 08
saezcranes.com

Handwritten signature